



NCSBN

Leading Regulatory Excellence

Discipline Efficiency Study

By: Brendan Martin, PhD
Nicole Kaminski-Ozturk, PhD



Agenda

- Background
- Methodology
- Results
- Key Takeaways

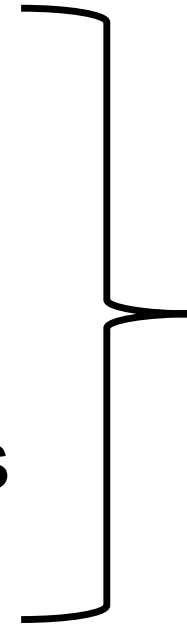
BRACE YOURSELF

**POWERPOINT SLIDES ARE
COMING**



Background

- Population aging
- Workforce shortages
- Mobile professional class



Agile regulatory systems

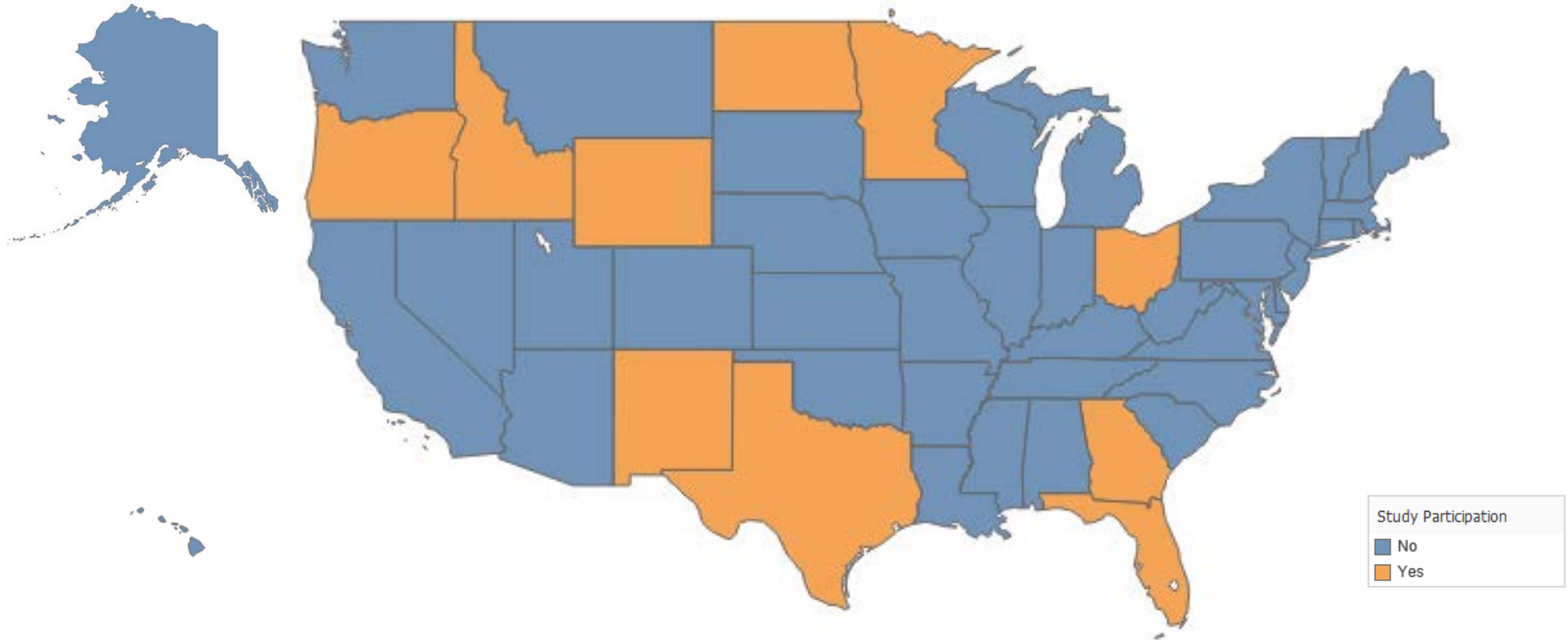
Objectives

- 1) Identify efficient and effective models for case management
- 2) Develop evidence-based guidelines

Methodology

- **Design:** Cohort study
- **Sample:** 10 nursing regulatory bodies

Participating States



Study Participation
■ No
■ Yes

Methodology

- **Data Collection:** Microsoft Forms
- **Analysis:** GEE & NLP

Demographics

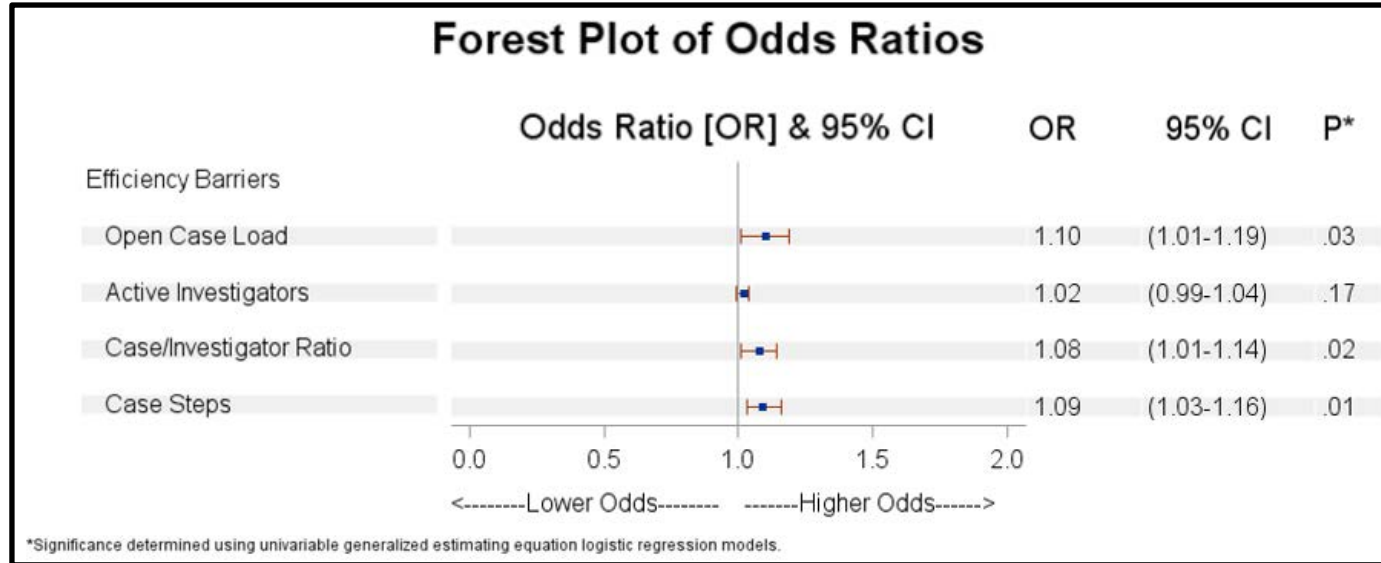
- Participants were only asked to provide data on up to five cases.
- Some voluntarily exceeded this total (MN, GA, OR), while one (NM) fell just short.

Case Characteristics	Total
Participating States	
Oregon	9 (16.3%)
Georgia	6 (10.9%)
Minnesota	6 (10.9%)
Florida	5 (9.1%)
Idaho	5 (9.1%)
North Dakota	5 (9.1%)
Ohio	5 (9.1%)
Texas	5 (9.1%)
Wyoming	5 (9.1%)
New Mexico	4 (7.3%)
Case Category	
Professional Conduct	20 (36.4%)
Impairment/Diversion	13 (23.6%)
Practice Error	12 (21.8%)
Criminal	10 (18.2%)
Case Resolution	
Yes	40 (72.7%)
No	15 (27.3%)
Open Case Load (Median, IQR)	494 (125 – 787)
Active Investigators (Median, IQR)	3 (2 – 13)
Case/Investigator Ratio (Median, IQR)	60 (29 – 131)
Case Steps (Median, IQR)	10 (6 – 15)
Days to Close (Median, IQR)	177 (113 – 271)
Nurse Age (Mean, SD)	42.6 (12.7)
Nurse Sex	
Female	34 (82.9%)
Male	7 (17.1%)
Data Notes: Valid N for each item varies based on observed non-response rates; all proportions are reported based on item-level Valid N.	
Abbreviations: SD = standard deviation, IQR = interquartile range	

Univariable Case Resolution

Case Characteristics	Case Resolution	
	OR (95 CI)	p
Case Type Frequency		.31
Most Common	0.41 (0.16 – 1.05)	.06
Second Most Common	1.00 (0.40 – 2.49)	.99
Third Most Common	0.82 (0.21 – 3.19)	.77
Fourth Most Common (Ref)	-	
Case Category		.55
Professional Conduct	0.62 (0.21 – 1.82)	.38
Impairment/Diversion	1.11 (0.31 – 4.03)	.87
Practice Error (Ref)	-	
Criminal	1.33 (0.20 – 8.74)	.76
Open Case Load (Unit = 100)	1.10 (0.98 – 1.22)	.08
Active Investigators	1.13 (0.99 – 1.28)	.07
Case/Investigator Ratio (Unit = 10)	0.93 (0.82 – 1.05)	.21
Case Steps	1.13 (0.94 – 1.37)	.13
Nurse Age	0.96 (0.90 – 1.03)	.23
Nurse Sex		
Female	0.84 (0.12 – 6.00)	.86
Male (Ref)	-	
Data Notes: The unit of increase for all continuous predictors was defaulted to 1 unless otherwise noted.		
Abbreviations: OR = odds ratio; CI = confidence interval; Ref = referent		

Univariable Inefficient Case Resolution



Univariable Inefficient Case Resolution

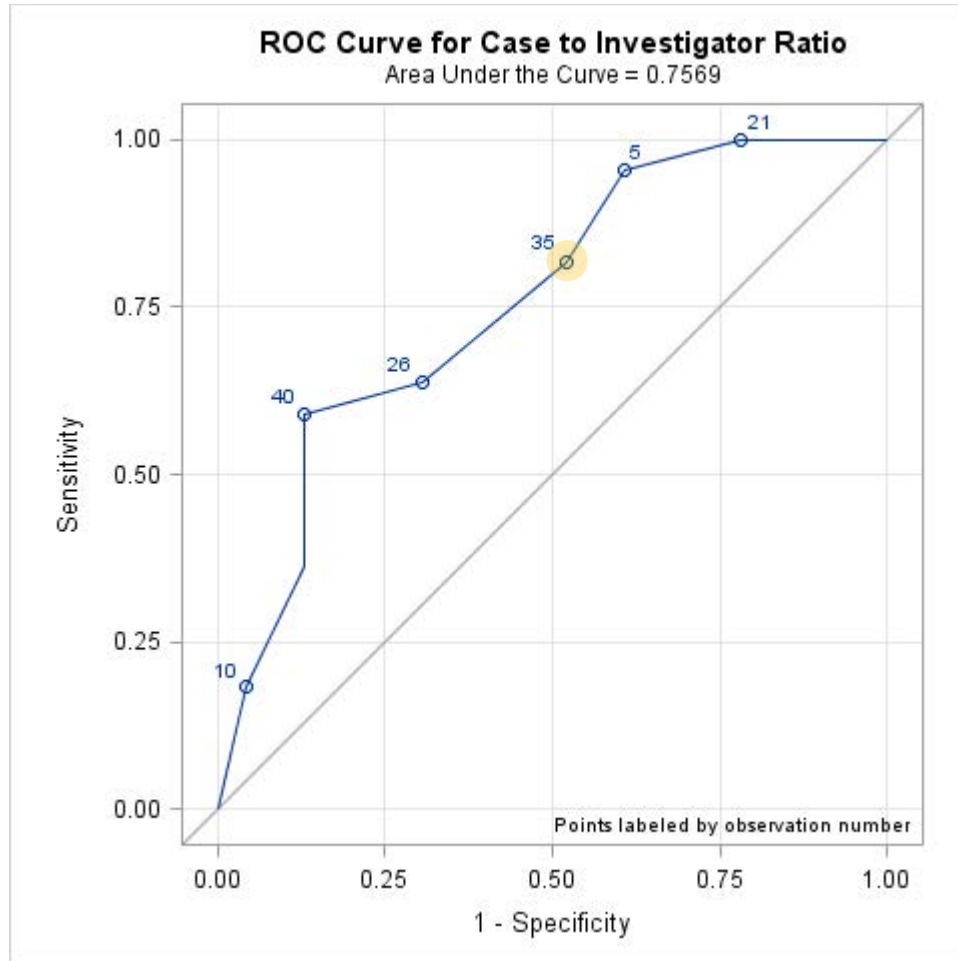
Case Characteristics	Inefficient Case Resolution	
	OR (95 CI)	<i>p</i>
Case Type Frequency		.71
Most Common	1.58 (0.46 – 5.41)	.47
Second Most Common	1.35 (0.27 – 6.66)	.71
Third Most Common	2.52 (0.58 – 10.96)	.22
Fourth Most Common (<i>Ref</i>)	-	
Case Category		.56
Professional Conduct	0.54 (0.15 – 1.99)	.35
Impairment/Diversion	1.17 (0.24 – 5.57)	.85
Practice Error (<i>Ref</i>)	-	
Criminal	1.00 (0.23 – 4.35)	.99
Open Case Load (<i>Unit = 100</i>)	1.10 (1.01 – 1.19)	.03
Active Investigators	1.02 (0.99 – 1.04)	.17
Case/Investigator Ratio (<i>Unit = 10</i>)	1.08 (1.01 – 1.14)	.02
Case Steps	1.09 (1.03 – 1.16)	.01
Nurse Age	1.01 (0.98 – 1.05)	.35
Nurse Sex		
Female	0.93 (0.19 – 4.54)	.93
Male (<i>Ref</i>)	-	
Data Notes: The unit of increase for all continuous predictors was defaulted to 1 unless otherwise noted.		
Abbreviations: OR = odds ratio; CI = confidence interval; Ref = referent		

Multivariable Inefficient Case Resolution

Case Characteristics	Inefficient Case Resolution	
	AOR (95 CI)	<i>p</i>
Case/Investigator Ratio (<i>Unit = 10</i>)	1.08 (1.02 – 1.13)	.01
Case Steps (<i>Unit = 1</i>)	1.09 (1.02 – 1.17)	.01
Data Notes: Both multivariable models adjusted for case category.		
Abbreviations: AOR = adjusted odds ratio; CI = confidence interval		

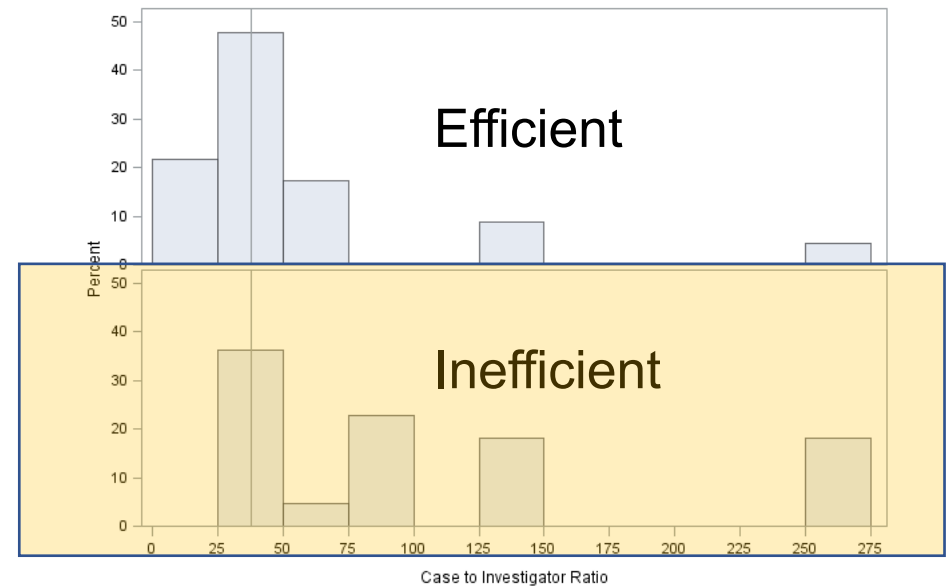
Case Characteristics	Inefficient Case Resolution	
	AOR (95 CI)	<i>p</i>
Case/Investigator Ratio (<i>Unit = 10</i>)	1.06 (0.98 – 1.15)	.13
Case Steps (<i>Unit = 1</i>)	1.09 (1.00 – 1.18)	.05
Abbreviations: AOR = adjusted odds ratio; CI = confidence interval		

Points of Interest

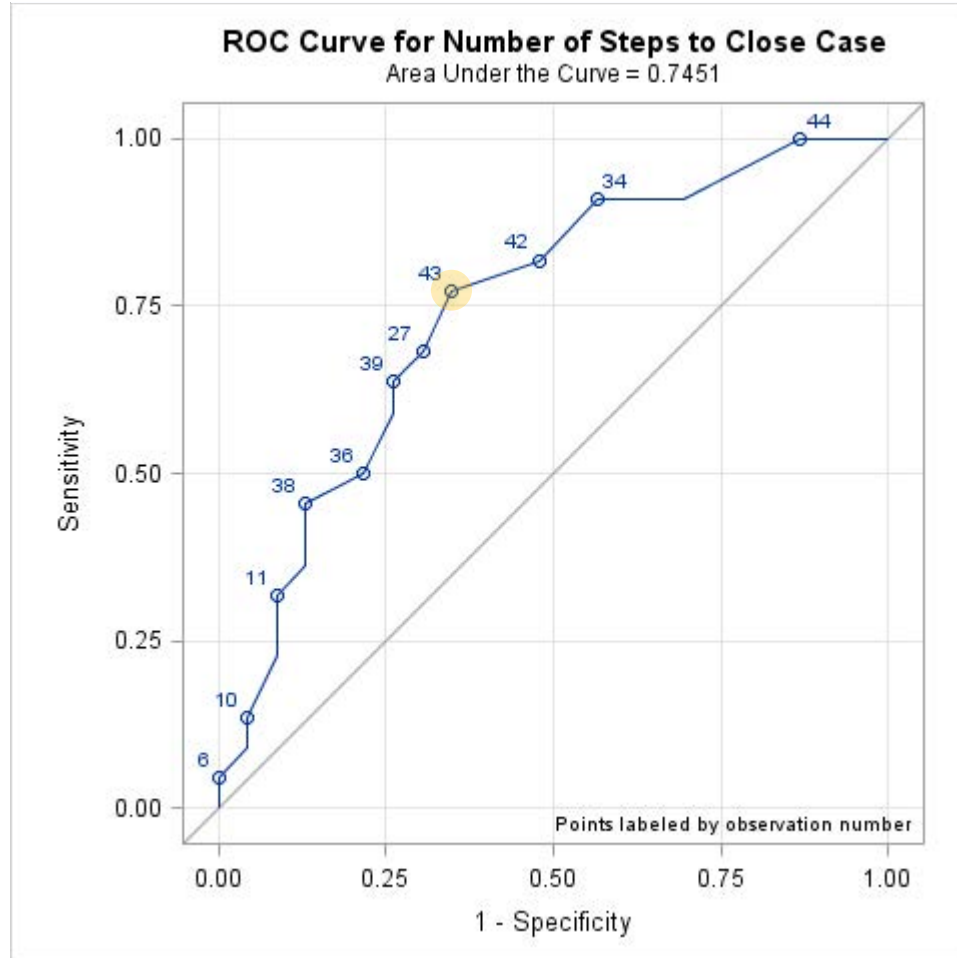


Cut Point = 38 cases/investigator

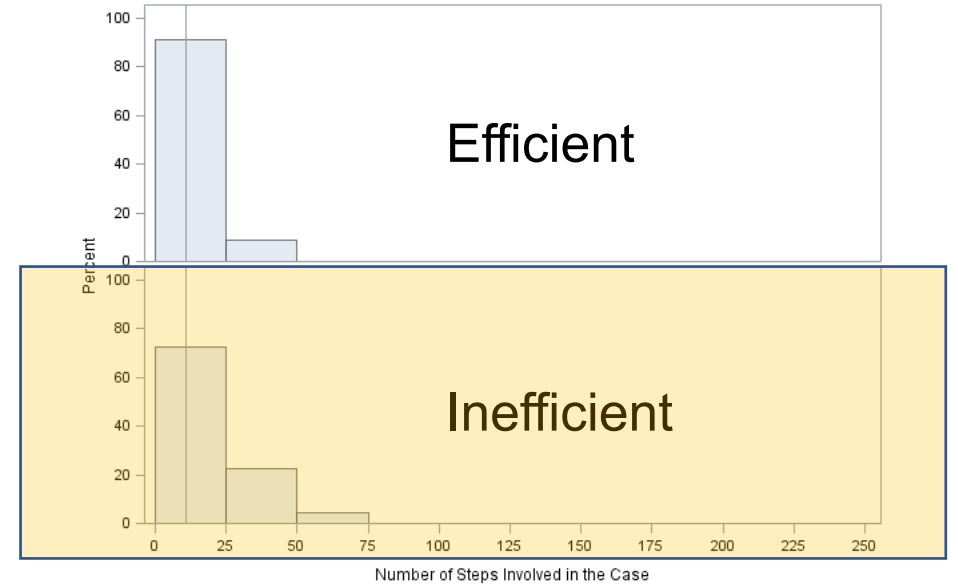
- *AUC*: 0.76 (95 CI: 0.62 – 0.90)
- *Sensitivity*: 0.59
- *Specificity*: 0.87
- *PPV*: 81%
- *NPV*: 69%



Points of Interest



- Cut Point = 11 steps per case**
- *AUC*: 0.75 (95 CI: 0.60 – 0.89)
 - *Sensitivity*: 0.77
 - *Specificity*: 0.65
 - *PPV*: 68%
 - *NPV*: 75%



Natural Language Processing (NLP)

Efficient



Inefficient



Key Takeaways

- 1) There are indicators of operational efficiency that transcend individual jurisdictions.
- 2) Monitoring investigator workload and case complexity is critical.
- 3) Agile regulatory systems are best supported by standardized and systematic data collection.

Questions